

Noticeable Changes in Second-Generation Cartridges

NanoCollect Biomedical, Inc., San Diego, CA

Introduction

In the coming months, you will begin to use Second-Generation Cartridges as we discontinue the First-Generation of this consumable. You may notice a few small changes to the packaging and look-and-feel. Please read the following for a summary of those differences.


Changes of note:

1. New Label on Box

- a. A new label is now on the outside of the box which contains the description, Inventory ID for re-ordering, expiration date and more.

2. Inside the box

- a. You will notice 2 new product inserts containing information on how to upgrade to version 2.4 software, and more product details. You will also notice the cartridges are stored within a plastic bag with desiccant. When not in use, keep the bag sealed.



3. On the Cartridge


- a. The QR code sticker for scanning into WOLFViewer is only available on the cartridge itself, not packaging. You can easily scan the code through the clear plastic packaging using your reader. All of the remaining setup steps continue to be the same.
- b. You will also notice that the cartridge ID code is now a 9-digit serial code.




4. WOLFViewer

- a. You will notice some differences in the way the chip looks in the alignment window. All of these differences from the First-Generation cartridges are a result of the manufacturing process and do not have an effect on analyzing or sorting your samples.

Second Generation



First Generation



If you have any other questions, don't hesitate to reach out to your local FAS or Technical Support, support@nanocollect.com
877-745-7678, ext. #3.